


# GUESS HOW MUCH I LOVE YOU™

## Storytime Event Kit

Hello readers!

The children who first treasured *Guess How Much I Love You* are now passing their favorite read-aloud on to their own little ones. As a whole new generation shares the tale of Little Nutbrown Hare and Big Nutbrown Hare, who love each other “right up to the moon and back,” a cherished picture book becomes a true family classic. What better story to inspire an event that celebrates family togetherness?



### Host a *Guess How Much I Love You* Family Event

Invite Little Nutbrown Hares and Big Nutbrown Hares to hop in for a *Guess How Much I Love You* family event. If possible, clear an area beforehand that will allow the little hares space to move around and demonstrate how much they love the big hares in their families. For atmosphere, create a shiny moon by covering a crescent shape in aluminum foil and suspend it, along with some shiny stars, from your ceiling.

Once your attendees are assembled, read the book aloud, then launch into several of the creative activities involving active movement, activity sheets, and declarations of love all around.

Get ready for heaps of love to arise and surround you!



*Event kit prepared by Toni Buzzee, M.A., M.L.I.S., a certified school librarian and author of picture books for children as well as professional books for librarians and educators.*

Do you love someone right up  
to the moon? And back?  
Come celebrate at . . .

The  
GUESS HOW MUCH  
I LOVE YOU™  
Event

Date:

\_\_\_\_\_

Time:

\_\_\_\_\_

Location:

\_\_\_\_\_



## ***Sing-Along***

**Materials:** Online audio and lyric files of “A Bushel and a Peck”

The perfect song to accompany a reading of *Guess How Much I Love You* is “A Bushel and a Peck,” written by Frank Loesser for the musical *Gypsy and Dolls* (1950) and made famous by Doris Day. Lyrics and audio files are readily available online, so you’ll want to listen and learn the first verse and the refrain before your event. The catchy tune makes it easy to learn, and this short excerpt is lots of fun for kids to sing. Read the lyrics aloud first, or distribute copies of the lyrics for adults to go over with their children. Then play the song and invite everyone to sing along!

.....

## ***Move Like a Nutbrown Hare***

**Materials:** Hare-ear headbands for children (and parents, if desired) from this kit. Moon shape suspended from the ceiling or attached to a high bookshelf.

Preassemble the rabbit-ear headbands for attendees or invite adults to help cut and assemble them for themselves and their children. Once all attendees are wearing their ears, gather in a circle and reenact the story as follows by reading the following lines to the group:



Children: I love you this much. (stretch arms out wide)  
Adults: But I love *you* this much. (stretch arms out wider)



Children: I love you as high as I can reach. (stretch arms up high)  
Adults: I love you as high as *I* can reach. (stretch arms up higher)

Children: I love you all the way up to my toes! (touch toes)  
Adults: And *I* love you all the way up to your toes. (touch toes)

Children: I love you as high as I can hop! (hop in a circle)  
Adults: But I love you as high as *I* can hop. (hop one big hop)

Children: I love you all the way down the lane as far as the river. (point across the room)  
Adults: I love you across the river and over the hills. (point and turn in a circle to indicate a wider range)



Children: I love you right up to the moon. (point up at the moon suspended from the ceiling)  
Adults: (sit in chair) Oh, that’s far. That is very, very far. (lift child into lap)



Adults: (whisper) I love you right up to the moon—and back.

.....




## ***What Happened Next?***

**Materials:** Sequencing activity from this kit with the scenes cut into six pieces.

Spread out the six sequencing shapes on the floor in scrambled order. Ask six volunteer children to each choose one shape, then challenge the children to remember which of the six scenes occurred first, second, and so on by standing in a line to reflect the sequence of the story. Then, if time allows, reread the story and ask each child to come forward when his or her scene is read.





*Guess How Much I Love You™*  
***What Happened Next?***



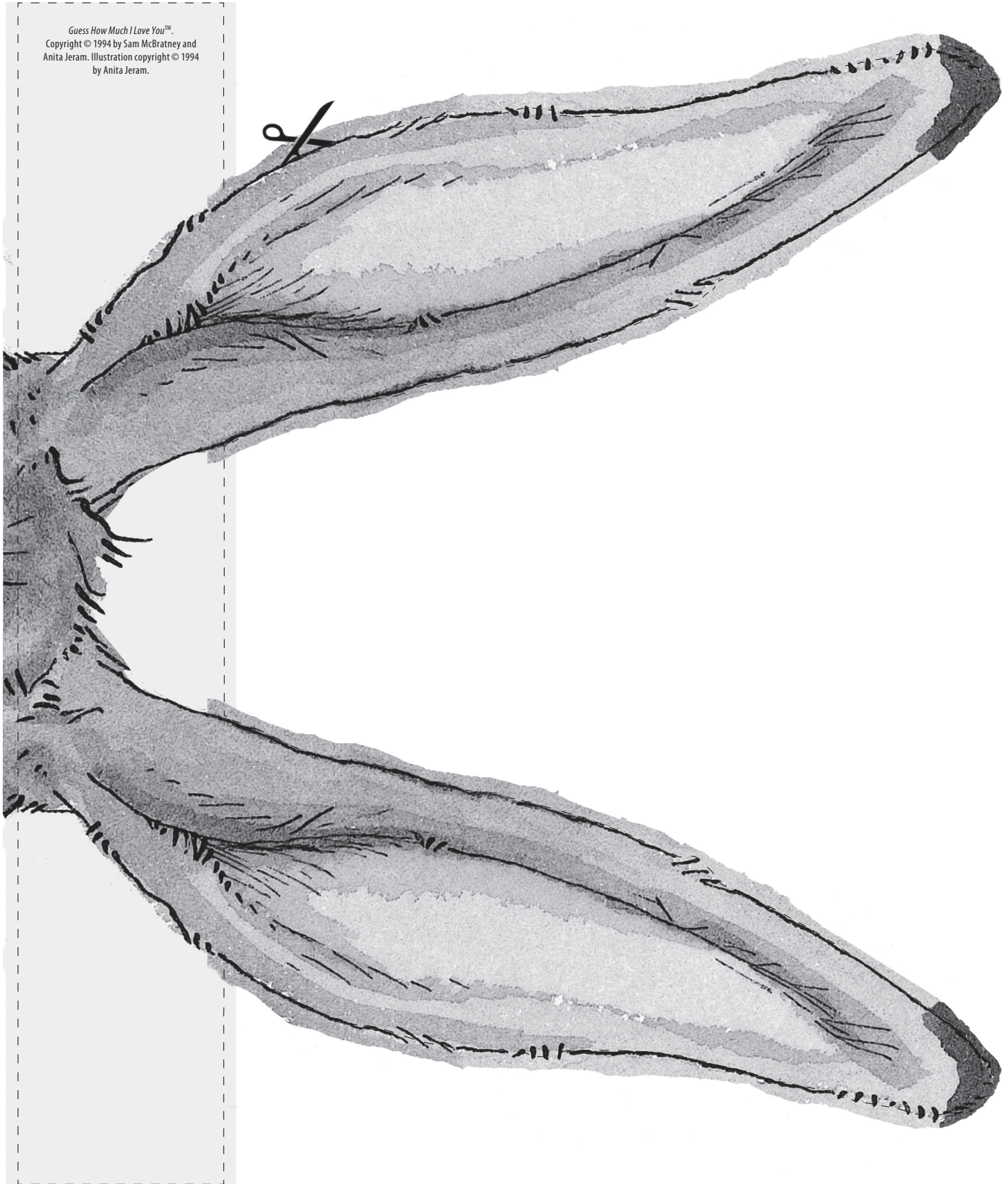
*Guess How Much I Love You™*

## *What Happened Next?*



## *Make Your Own Nutbrown Hare Ears*


Make enough copies of the headband pattern so that each child (and adult, if desired) has one pair of ears. Cut additional paper or oak-tag strips to complete the headband, then tape the ends of the headband together so they form a loop that fits around the head.



*Guess How Much I Love You*™  
Copyright © 1994 by Sam McBratney and  
Anita Jeram. Illustration copyright © 1994  
by Anita Jeram.

## *Maze*

Oh, no! Little Nutbrown Hare has hopped so many times that he can't see Big Nutbrown Hare any longer. Can you help him find his way back to Big Nutbrown Hare?



*Guess How Much I Love You™*

## *Connect the Dots*

Little Nutbrown Hare does many tricks to show how much he loves Big Nutbrown Hare.  
Finish the picture to find out which trick he is doing here.



*Guess How Much I Love You™*

## *Word Scramble*

Unscramble the words to read a secret message from  
Big Nutbrown Hare to Little Nutbrown Hare.




\_\_\_\_\_

\_\_\_\_\_

*Guess How Much I Love You™*

***Coloring Sheet***

GUESS HOW MUCH  
I LOVE YOU™



*Guess How Much I Love You™*

## *Coloring Sheet*

.....



*“I love you as much as . . .”*



## *Matching Game*

Draw a line from Little Nutbrown Hare in column 1  
to the matching image in column 2.

column 1  
.....



column 2  
.....

