



---

# Financial Statements

---

2024

---

[tsuull.uz](http://tsuull.uz)

---







TOSHIK

ALISHER NAVOIY NO  
LAT O'ZBEK TILI VA A

ALISHER  
NAVOIY



# The University in Numbers


## Key statistics for 2024



**1 200** MA students and **220** PhD students have graduated from TSUULL over the last **8** years



TSUULL was established in **2016** as a modern higher education institution dedicated to the study, preservation, and development of the Uzbek language, literature, and national cultural heritage.



TSUULL has **234** international partner universities, reflecting its strong global engagement and expanding academic cooperation network.

TSUULL has more than **6,000** alumni reflecting the University's rapid development and growing contribution to the academic and cultural sectors of many countries.



**Top 300** globally for sustainability and green campus initiatives.



We have more than **7 000** students from over than **190** countries




by Subject (Modern Languages): ranked among the **Top 300+** universities worldwide;



**Top 200+** globally  
**Top 20** in SDG 5  
**Top 23** in SDG 4

TSUULL offers **15** Bachelor's, **15** Master's, and **9** PhD programmes.

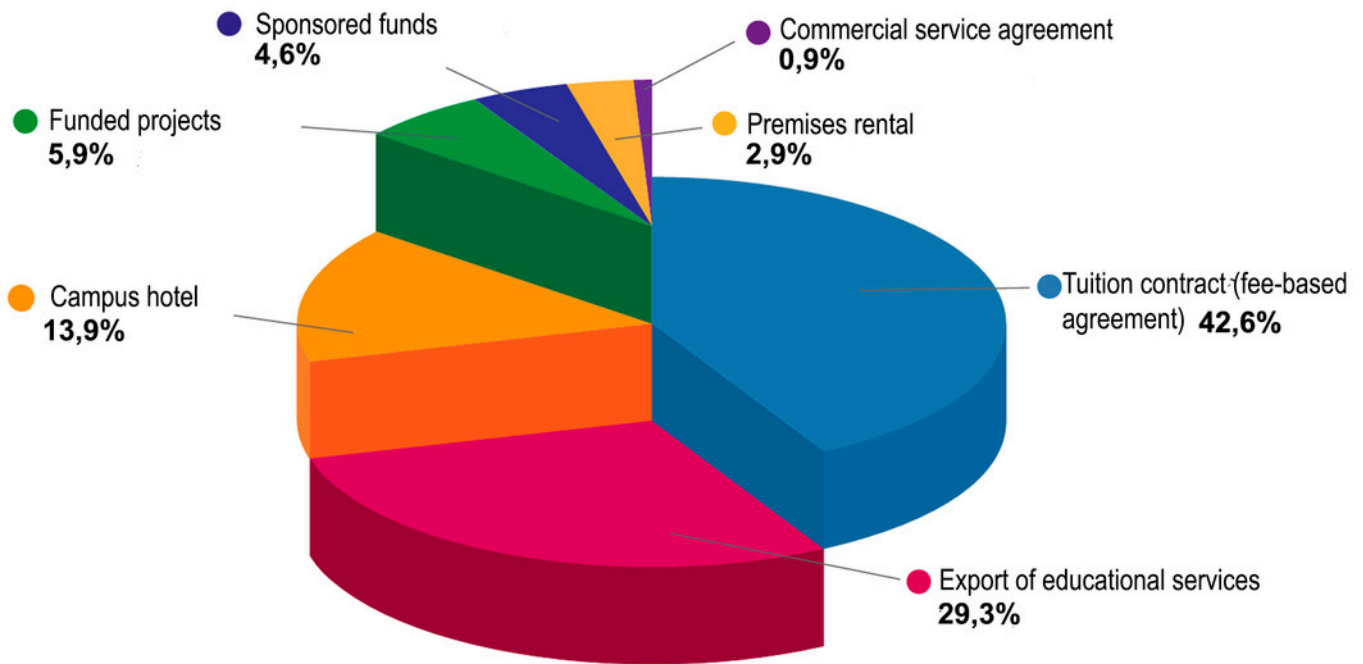
# Strategic Report



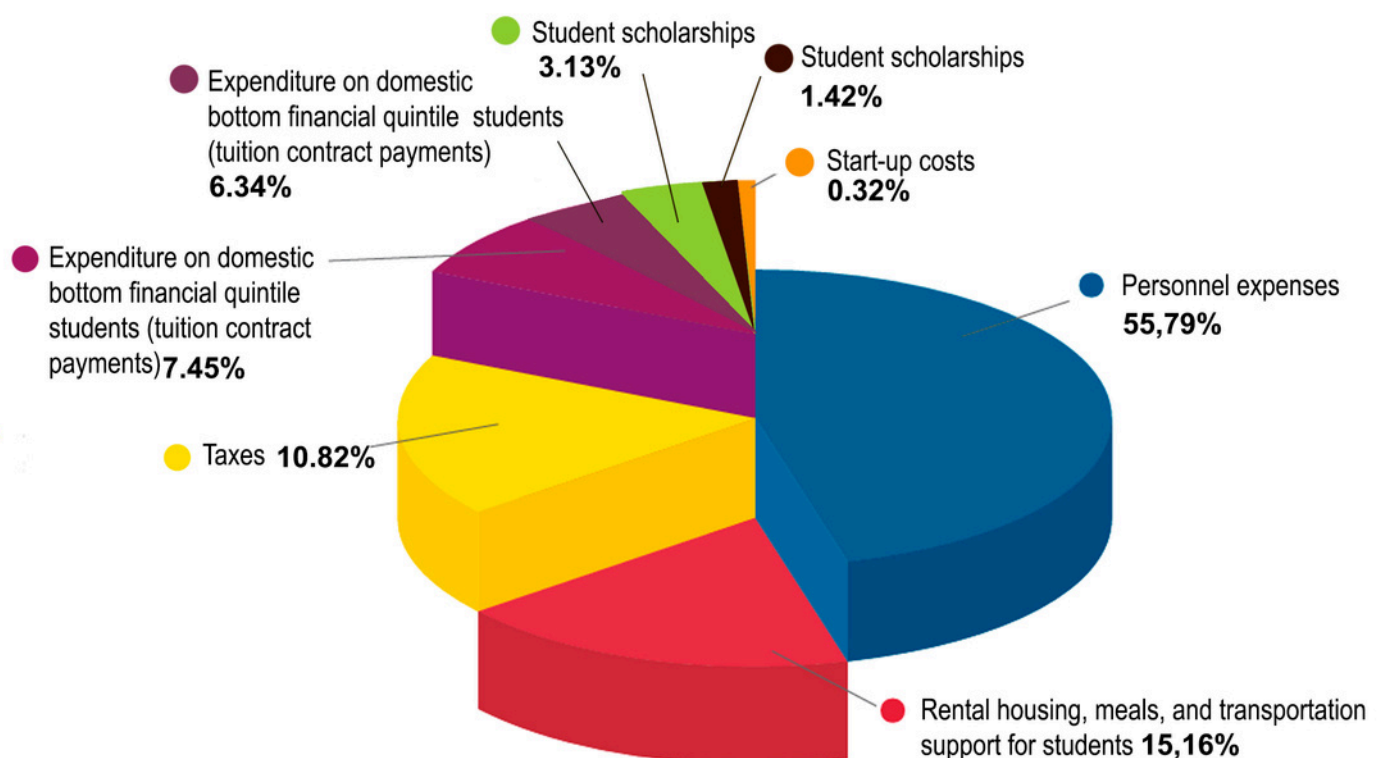
	Year ended 31 Dec 2024	Year ended 31 Dec 2023	Year ended 31 Dec 2022
	UZS	UZS	UZS
Staff costs	44 216 739 980	34 338 658 880	27 699 033 000
Other expenditure (excluding depreciation and amortisation)	5 025 745 825	10 691 529 000	8 089 500 000
Expenditure on domestic bottom financial quintile students (tuition contract payments)	5 904 000 000	3 886 205 000	2 358 458 000
Bottom financial quintile student support for housing, free meals, and transportation	12 011 907 959	8 627 765 000	5 489 166 000
Student stipend disbursements	2 480 135 487	2 744 358 556	1 779 583 873
Expenditure on students from low or lower-middle income countries	1 128 000 000	860 500 000	670 200 000
Start-up costs	250 000 000	190 000 000	140 000 000
Underlying surplus / (deficit)	13 286 046 000	17 541 689 000	22 262 507 000
Taxation	8 572 149 707	8 587 211 000	7 1437 307 000



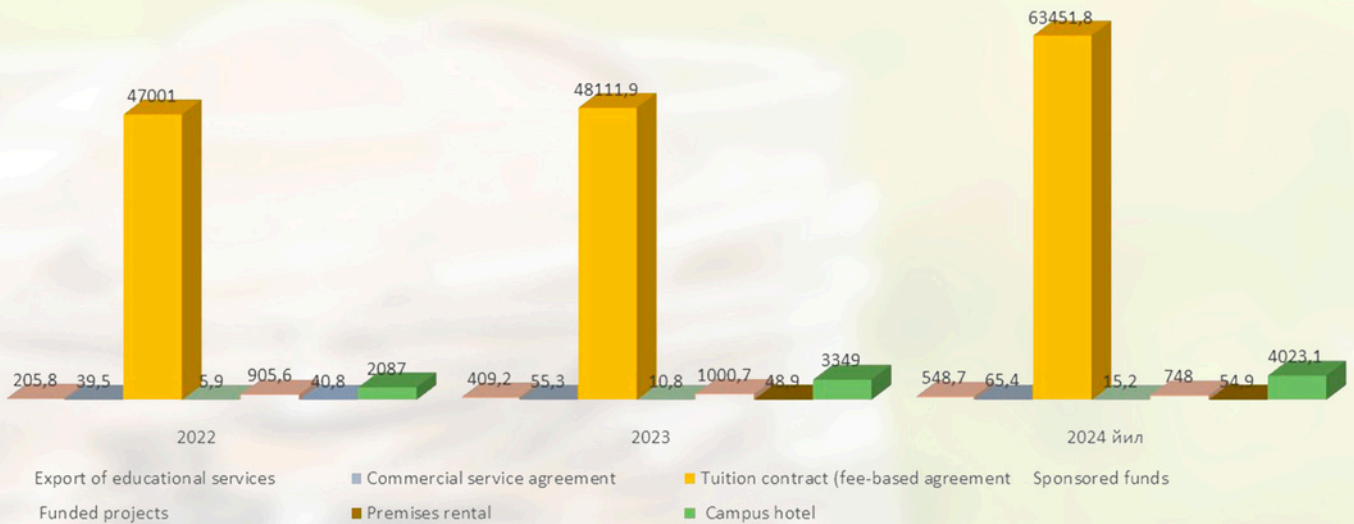
## How the University earns its income



## Structure of Expenditures for 2024 (excluding the surplus), arranged in descending order



University Income Sources by Years (Consolidated, mln UZS)



University Expenditure of Incoming Funds by Years(Consolidated, mln UZS)



# ENDOWMENT FLEXIBILITY

